



Delta BreezSignature
Perfectly quiet. Perfectly green.

Delta BreezSignature Series

SIG80	80 CFM Single Speed Fan	
SIG80D*	80 CFM Dual Speed Fan	
SIG80L	80 CFM Fan/Light	
SIG80M*	80 CFM Fan with Motion Sensor	
SIG80MLED*	80 CFM Fan/LED Light w/ Motion Sensor	
SIG110	110 CFM Single Speed Fan	
SIG110D*	110 CFM Dual Speed Fan	
SIG110DL*	110 CFM Fan/Light with Dual Speed	
SIG110H*	110 CFM Fan with Humidity Sensor	
SIG110HL*	110 CFM Fan/Light w/ Humidity Sensor	
SIG110L	110 CFM Fan/Light	
SIG110LED	110 CFM Fan/LED Light	

* Models have continuous run functionality at an adjustable low speed

	Delta Breez	Market AC Motor
Energy Use (Watts)	8.7	28.4
Noise Level (Sones)	<0.3	0.8
Annual Energy Cost per Fan (24/7)¹	\$9.15	\$29.94

¹ Calculations based upon U.S. average retail electricity and HVI testing labs. Actual results may vary

² Based upon BreezSignature SIG80 vs. market AC motor fan

³ Based upon ENERGY STAR® criteria for residential ventilating fans



Delta BreezSignature offers the full package of performance and control. The exceptional reliability of Delta's brushless DC motor is combined with control options including humidity sensing, motion sensing and adjustable continuous low speed down to 30 CFM. BreezSignature boasts sound ratings of less than 0.3 Sones and operating efficiencies that far exceed ENERGY STAR® v4.0 Residential Ventilating Fan requirements. ENERGY STAR qualified. Multiple control options are available. BreezSignature is available as a fan only and as a combination fan/light night-light with your choice of CFL or LED technology.

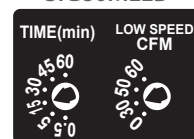


Innovative brushless DC motor design for long life, low noise, and low power consumption.

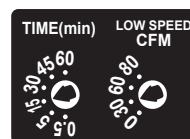
- Energy savings up to 71%² with 4" metal duct (standard)
- Perfectly quiet operation as low as <0.3 Sones
- Exceeds ENERGY STAR requirement by 250% in energy efficiency³
- Optional built-in controls for adjustable low speed, motion sensing or humidity sensing

Control Options

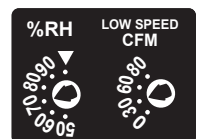
SIG80D, SIG80M & SIG80MLED



SIG110D & SIG110DL

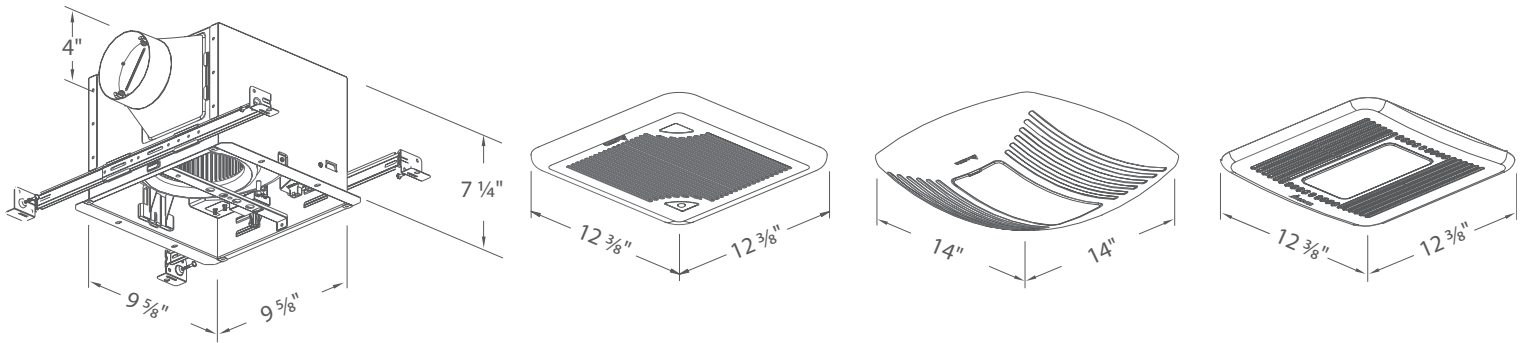

















SIG110H & SIG110HL



Specifications

Delta BreezSignature
Perfectly quiet. Perfectly green.



Delta BreezSignature Series	SIG80** / SIG80D / SIG80M								SIG80MLED				SIG80L SIG110L				SIG110** SIG110H / SIG110D						SIG110LED		SIG110DL / SIG110HL													
Fan Speed	Continuous		Low Speed		Full Speed		Full Speed		Continuous		Low Speed		Full Speed		Full Speed		Continuous		Low Speed		Full Speed		Full Speed		Continuous		Low Speed		Full Speed		Full Speed							
Static Pressure (Inches w.g.)	0.1	0.25	0.1	0.25	0.1	0.25	0.1	0.25	0.1	0.25	0.1	0.25	0.1	0.25	0.1	0.25	0.1	0.25	0.1	0.25	0.1	0.25	0.1	0.25	0.1	0.25	0.1	0.25	0.1	0.25	0.1	0.25	0.1	0.25				
Air Flow (CFM)	30	31	50	50	60	61	80	79	30	30	50	50	60	60	80	80	80	80	110	95	30	31	60	61	80	79	110	95	110	94	30	31	60	61	80	80	110	95
Sones	<0.3	<0.3	<0.3	<0.3	<0.3	0.3	<0.3	0.5	<0.3	<0.3	<0.3	0.4	<0.3	0.4	<0.3	0.6	<0.3	0.6	0.4	0.8	<0.3	<0.3	<0.3	0.3	<0.3	0.5	<0.3	0.6	0.4	0.8	<0.3	<0.3	<0.3	0.4	<0.3	0.6	0.4	0.8
Power Consumption (Watts)	4.8	8.9	6.6	9.8	6.7	11.8	8.7	14.0	4.9	9.0	6.1	11.4	7.2	12.5	9.5	14.9	9.5	14.9	14.5	17.0	4.8	8.9	6.7	11.8	8.7	14.0	13.6	16.0	14.8	17.3	5.4	9.3	7.7	12.8	9.5	14.9	14.5	17.0
Energy Efficiency (CFM/Watt)	7.7	4.1	8.4	5.2	9.9	5.6	9.7	6.3	7.6	4.2	8.9	5.2	9.3	5.9	9.3	6.2	9.4	6.2	8.5	6.2	7.7	4.1	9.9	5.6	9.7	6.3	9.0	6.4	8.4	6.0	7.6	4.3	9.0	5.6	9.4	6.2	8.5	6.2
Current (Amps)	0.30 Max								0.40 Max				0.74 Max / 0.82 Max				0.38 Max						0.48 Max		0.82 Max													
Power Rating (V/Hz)	120/60								120/60				120/60				120/60						120/60		120/60													
Mounting Opening	9.68" x 9.68"								9.68" x 9.68"				9.68" x 9.68"				9.68" x 9.68"						9.68" x 9.68"		9.68" x 9.68"													
Mounting Depth	7.31"								7.31"				7.31"				7.31"						7.31"		7.31"													
Grille Size	12 3/8" x 12 3/8"								12 3/8" x 12 3/8"				14" x 14"				12 3/8" x 12 3/8"						12 3/8" x 12 3/8"		14" x 14"													
Duct Diameter	4"								4"				4"				4"						4"		4"													
Lamp (Watts)	N/A								13				26				N/A						13		26													
Night Light (Watts)	N/A								2				4				N/A						2		4													
Lamp Style	N/A								LED module 				GU24 CFL 				N/A						LED module 		GU24 CFL 													
Color Temperature	N/A								2700K				2700K				N/A						2700K		2700K													
Lumens	N/A								800				1850				N/A						800		1850													
Automatic Operation	Yes - SIG80M (motion sensing) 								Yes 				N/A				Yes - SIG110H (humidity sensing) 						N/A		Yes - SIG110HL (humidity sensing) 													
Dual Speed Operation	Yes - SIG80M (motion sensing)  Yes - SIG80D (dual speed) 								Yes 				N/A				Yes - SIG110D (dual speed)  Yes - SIG110H (humidity sensing) 						N/A		Yes - SIG110DL (dual speed)  Yes - SIG110HL (humidity sensing) 													
Shipping Gross Weight (Lbs)	10								12.20				12.20				10						12.20		12.20													
cUL Tub/Shower Enclosure	Yes								Yes				Yes				Yes						Yes		Yes													
California Title 24 Compliant	Yes								Yes				Yes				Yes						Yes		Yes													
Mfg in ISO 9001 Certified Factory	Yes								Yes				Yes				Yes						Yes		Yes													
ENERGY STAR® Qualified	Yes								Yes				Yes				Yes						Yes		Yes													
Warranty (Years)	3								3				3				3						3		3													

** Models SIG80 and SIG110 are single-speed fans and do not have 30, 50, or 60 CFM adjustable low speed.
Design and specifications subject to change without notice.



46101 Fremont Blvd., Fremont, CA 94538
tel 1.888.979.9889 | www.deltabreez.com

Delta BreezSignature Series - 06/16